



Introductory sub-table (I)(a)


Name of the Company:		PUNJAB CHEMICALS AND CROP PROTECTION LIMITED		
Scrip Code on BSE		506618		
NSE Symbol		PUNJABCHEM		
Name of the Scrip		Punjab Chemicals and Crop Protection Limited		
Class of security		Equity Shares having equal voting rights		
Period ended		31st March,2015		
<b>Partly paid-up shares:-</b>				
	No. of partly paid-up shares	As a % of total no. of partly paid-up shares	As a % of total no. of shares of the company	
Held by promoter/promoter group	0	0		0
Held by public	0	0		0
<b>Total</b>	<b>0</b>	<b>0</b>		<b>0</b>
<b>Outstanding convertible securities: No. of outstanding securities</b>				
	No. of outstanding securities	As a % of total no. of outstanding convertible securities	As a % of total no. of shares of the company, assuming full conversion of the convertible securities	
Held by promoter/promoter group	0	0		0
Held by public	0	0		0
<b>Total</b>	<b>0</b>	<b>0</b>		<b>0</b>
<b>Warrants:-</b>				
	No. of warrants	As a % of total no. of warrants	As a % of total no. of shares of the company, assuming full conversion of warrants	
Held by promoter/promoter group	0	0		0
Held by public	0	0		0
<b>Total</b>	<b>0</b>	<b>0</b>		<b>0</b>
Total paid-up capital of the company, assuming full conversion of warrants and convertible securities		12262185		



Statement Showing Shareholding Pattern								
Category code	Category of Shareholder	Number of Shareholders	Table (I)(a)		Total shareholding as a percentage of total number of shares		Shares Pledged or otherwise encumbered	
			Total number of shares	Number of shares held in dematerialized form	As a percentage of (A+B) <sup>1</sup>	As a percentage of (A+B+C)	Number of shares	As a percentage
(I)	(II)	(III)	(IV)	(V)	(VI)	(VII)	(VIII)	(IX) = (VIII)/(IV)*100
<b>(A)</b>	<b>Shareholding of Promoter and Promoter Group<sup>2</sup></b>							
<b>1</b>	<b>Indian</b>							
(a)	Individuals/ Hindu Undivided Family							
		11	1041572	1041572	8.49	8.49	395916	38.01
(b)	Central Government/ State Government(s)	0	0	0	0.00	0.00	0	0.00
(c)	Bodies Corporate	2	4602295	4602295	37.53	37.53	3999994	86.91
(d)	Financial Institutions/ Banks	0	0	0	0.00	0.00	0	0.00
(e)	Any Others(Specify)	0	0	0	0.00	0.00	0	0.00
(e-i)								
(e-ii)								
	<b>Sub Total(A)(1)</b>	<b>13</b>	<b>5643867</b>	<b>5643867</b>	<b>46.03</b>	<b>46.03</b>	<b>4395910</b>	<b>77.89</b>
<b>2</b>	<b>Foreign</b>							
a	Individuals (Non-Residents Individuals/ Foreign Individuals)	0	0	0	0.00	0.00	0	0.00
b	Bodies Corporate	0	0	0	0.00	0.00	0	0.00
c	Institutions	0	0	0	0.00	0.00	0	0.00
d	Qualified Foreign Investor	0	0	0	0.00	0.00	0	0.00
e	Any Others(Specify)	0	0	0	0.00	0.00	0	0.00
e-i								
e-ii								
	<b>Sub Total(A)(2)</b>	<b>0</b>	<b>0</b>	<b>0</b>	<b>0.00</b>	<b>0.00</b>	<b>0</b>	<b>0.00</b>
	<b>Total Shareholding of Promoter and Promoter</b>	<b>13</b>	<b>5643867</b>	<b>5643867</b>	<b>46.03</b>	<b>46.03</b>	<b>4395910</b>	<b>77.89</b>
<b>(B)</b>	<b>Public shareholding</b>							
<b>1</b>	<b>Institutions</b>							



(a)	Mutual Funds/ UTI	9	6432	562	0.05	0.05	0	0.00
(b)	Financial Institutions/Banks	4	1079	1022	0.01	0.01	0	0.00
(c)	Central Government/ State Government(s)	1	122027	122027	1.00	1.00	0	0.00
(d)	Venture Capital Funds	0	0	0	0.00	0.00	0	0.00
(e)	Insurance Companies	4	420796	420796	3.43	3.43	0	0.00
(f)	Foreign Institutional Investors	1	3913	0	0.03	0.03	0	0.00
(g)	Foreign Venture Capital Investors	0	0	0	0.00	0.00	0	0.00
(h)	Qualified Foreign Investor	0	0	0	0.00	0.00	0	0.00
(i)	Any Other (specify)	0	0	0	0.00	0.00	0	0.00
(i-ii)								
(i-ii)								
	<b>Sub-Total (B)(1)</b>	<b>19</b>	<b>554247</b>	<b>544407</b>	<b>4.52</b>	<b>4.52</b>	<b>0</b>	<b>0.00</b>
<b>B 2</b>	<b>Non-institutions</b>							
(a)	Bodies Corporate	462	3640975	3632627	29.69	29.69	3026962	83.14
(b)	Individuals							
I	Individuals -i. Individual shareholders holding nominal share capital up to Rs 1 lakh	25566	2061862	1820908	16.81	16.81	0	0.00
II	ii. Individual shareholders holding nominal share capital in excess of Rs. 1 lakh.	13	291433	291433	2.38	2.38	10192	3.50
(c)	Qualified Foreign Investor	0	0	0	0.00	0.00	0	0.00
(d)	Any Other (specify)							
(d-i)	Directors & Relatives	9	56318	56193	0.46	0.46	0	0.00
(d-ii)	Non Resident Indian	60	13283	12848	0.11	0.11	0	0.00
d(iii)	Trust Custodian	1	200	200	0.00	0.00	0	0.00
	<b>Sub-Total (B)(2)</b>	<b>26111</b>	<b>6064071</b>	<b>5814209</b>	<b>49.45</b>	<b>49.45</b>	<b>3037154</b>	<b>50.08</b>
(B)	<b>Total Public Shareholding (B)= (B)(1)+(B)(2)</b>	<b>26130</b>	<b>6618318</b>	<b>6358616</b>	<b>53.97</b>	<b>53.97</b>	<b>3037154</b>	<b>45.89</b>
	<b>TOTAL (A)+(B)</b>	<b>26143</b>	<b>12262185</b>	<b>12002483</b>	<b>100.00</b>	<b>100.00</b>	<b>7433064</b>	<b>60.62</b>
(C)	<b>Shares held by Custodians and against which Depository Receipts have been issued</b>							
1	Promoter and Promoter Group							
2	Public							
	<b>Sub-Total (C)</b>	<b>0</b>	<b>0</b>	<b>0</b>	<b>0.00</b>	<b>0.00</b>	<b>0</b>	<b>0.00</b>
	<b>GRAND TOTAL (A)+(B)+(C)</b>	<b>26143</b>	<b>12262185</b>	<b>12002483</b>	<b>100.00</b>	<b>100.00</b>	<b>7433064</b>	<b>60.62</b>




Sr.No	Notes
1	For determining public shareholding for the purpose of Clause 40A
2	For definitions of "Promoter" and "Promoter Group", refer to Clause 40A.
3	For definitions of "Public Shareholding", refer to Clause 40A.



(I)(b) Statement showing holding of securities (including shares, warrants, convertible securities) of persons belonging to the category "Promoter and Promoter Group"

Sr.No	Name of the shareholder	Details of Shares held		Encumbered shares (*)			Details of warrants		Details of convertible securities		Total shares (including underlying shares assuming full conversion of warrants and convertible securities) as a % of diluted share capital
		Number of shares held	As a % of grand total (A)+(B)+(C)	No.	As a percentage	As a % of grand total (A)+(B)+(C) of sub-clause (I)(a)	Number of warrants held	As a % total number of warrants of the same	Number of convertible securities held	As a % total number of convertible securities of the same class	
(I)	(II)	(III)	(IV)	(V)	(VI)=(V)/(III)*100	(VII)	(VIII)	(IX)	(X)	(XI)	(XII)
1	EXCEL INDUSTRIES LIMITED	584977	4.77	0	0.00	0.00	0	0	0	0	4.77
2	RUPAM SHALIL SHROFF/SHALIL SHASHIKUMAR SHROFF	183191	1.49	183191	100.00	1.49	0	0	0	0	1.49
3	RUPAM SHALIL SHROFF	100	0.00	100	100.00	0.00	0	0	0	0	0.00
4	HEM-SIL TRADING & MFG. PVT. LTD.	4017318	32.76	3999994	99.57	32.62	0	0	0	0	32.76
5	HEMAL RAJU SHETE/ RAJU RADHAKRISHNA SHETE	63750	0.52	0	0.00	0.00	0	0	0	0	0.52
6	ISHIKA SHALIL SHROFF	27894	0.23	0	0.00	0.00	0	0	0	0	0.23
7	MALVIKA SHALIL SHROFF	35340	0.29	0	0.00	0.00	0	0	0	0	0.29
8	SALIL SHASHIKUMAR SHROFF (HUF)	77652	0.63	0	0.00	0.00	0	0	0	0	0.63
9	SHAILA SHASHIKUMAR SHROFF/HEMAL RAJU SHETE	149062	1.22	0	0.00	0.00	0	0	0	0	1.22
10	SHAILA SHASHIKUMAR SHROFF/RUPAM SHALIL SHROFF	124002	1.01	0	0.00	0.00	0	0	0	0	1.01
11	SHALIL SHASHIKUMAR SHROFF	172125	1.40	172125	100.00	1.40	0	0	0	0	1.40
12	SHALIL SHASHIKUMAR SHROFF/SHAILA SHASHIKUMAR SHROFF	167956	1.37	0	0.00	0.00	0	0	0	0	1.37
13	SHALIL SHASHIKUMAR SHROFF/RUPAM SHALIL SHROFF	40500	0.33	40500	100.00	0.33	0	0	0	0	0.33
	<b>TOTAL</b>	<b>5643867</b>	<b>46.03</b>	<b>4395910</b>	<b>77.89</b>	<b>35.85</b>	<b>0</b>	<b>0</b>	<b>0</b>	<b>0</b>	<b>46.03</b>

(\*) The term "encumbrance" has the same meaning as assigned to it in regulation 28(3) of the SAST Regulations, 2011



(I)(c)(i) Statement showing holding of securities (including shares, warrants, convertible securities) of persons belonging to the category "Public" and holding more than 1% of the total number of shares

Sr. No.	Name of the shareholder	Number of shares held	Shares as a percentage of total number of shares {i.e., Grand Total (A)+(B)+(C) indicated in Statement at para (I)(a) above}	Details of warrants		Details of convertible securities		Total shares (including underlying shares assuming full conversion of warrants and convertible securities) as a % of diluted share capital
				Number of warrants held	As a % total number of warrants of the same class	Number of convertible securities held	% w.r.t total number of convertible securities of the same class	
1	GOWAL CONSULTING SERVICES PRIVATE LIMITED	3000000	24.47	0	0	0	0	24.47
2	GENERAL INSURANCE CORPORATION OF INDIA	265959	2.17	0	0	0	0	2.17
3	UNITED INDIA INSURANCE COMPANY LIMITED	142939	1.17	0	0	0	0	1.17
<b>TOTAL</b>		<b>3408898</b>	<b>27.80</b>	0	0	0	0	27.80



**(I)(c)(ii) Statement showing holding of securities (including shares, warrants, convertible securities) of persons (together with PAC) belonging to the category “Public” and holding more than 5% of the total number of shares of the company**

Sr. No.	Name(s) of the shareholder(s) and the Persons Acting in Concert (PAC) with them	Number of shares	Shares as a percentage of total number of shares {i.e., Grand Total (A)+(B)+(C) indicated in Statement at para (I)(a) above}	Details of warrants		Details of convertible securities		Total shares (including underlying shares assuming full conversion of warrants and convertible securities) as a % of diluted share capital
				Number of warrants	As a % total number of warrants of the same class	Number of convertible securities held	% w.r.t total number of convertible securities of the same class	
1	Gowal Consulting Services Pvt. Ltd.	3000000	24.47	0	0	0	0	24.47
2								
<b>TOTAL</b>		<b>3000000</b>	<b>24.47</b>	<b>0</b>	<b>0</b>	<b>0</b>	<b>0</b>	<b>24.47</b>

  
 Punjab Chemicals & Crop Protection Limited  
 CHANDIGARH  
 ★  
*AW*

(I)(d) Statement showing details of locked-in shares


Sr. No.	Name of the shareholder	Number of locked-in shares	Locked-in shares as a percentage of total number of shares {i.e., Grand Total (A)+(B)+(C) indicated in Statement at para (I)(a) above}
	Nil		0.00
			0.00




(II)(a) Statement showing details of Depository Receipts (DRs)

Sr. No.	Type of outstanding DR (ADRs, GDRs, SDRs, etc.)	Number of outstanding DRs	Number of shares underlying outstanding DRs	Shares underlying outstanding DRs as a percentage of total number of shares {i.e., Grand Total (A)+(B)+(C) indicated in Statement at para (I)(a) above}
1				
2				
3				
4	NOT APPLICABLE			
5				
6				
7				
8				
9				
<b>TOTAL</b>				



(II)(b) Statement showing holding of Depository Receipts (DRs), where underlying shares held by "promoter/promoter group" are in excess of 1% of the total number of shares

Sr. No.	Name of the DR Holder	Type of outstanding DR (ADRs, GDRs, SDRs, etc.)	Number of shares underlying outstanding DRs	Shares underlying outstanding DRs as a percentage of total number of shares {i.e., Grand Total (A)+(B)+(C) indicated in Statement at para (I)(a) above}
1				
2				
3				
4				
5	<b>NOT APPLICABLE</b>			
6				
7				
8				
9				
<b>TOTAL</b>				

