


Introductory sub-table (I)(a)

Name of the Company:	PUNJAB CHEMICALS AND CROP PROTECTION LIMITED			
Scrip Code on BSE	506618			
Scrip Code on NSE	PUNJABCHEM			
Name of the Scrip	Punjab Chemicals and Crop Protection Limited			
Class of security	Equity Shares having equal voting rights			
Quarter ended	31st December, 2013			
Partly paid-up shares:-	No. of partly paid-up shares	As a % of total no. of partly paid-up shares	As a % of total no. of shares of the company	
Held by promoter/promoter group	0	0	0	0
Held by public	0	0	0	0
Total	0	0	0	0
Outstanding convertible securities:-	No. of outstanding securities	As a % of total no. of outstanding convertible securities	As a % of total no. of shares of the company, assuming full conversion of the convertible securities	
Held by promoter/promoter group	0	0	0	0
Held by public	0	0	0	0
Total	0	0	0	0
Warrants:-	No. of warrants	As a % of total no. of warrants	As a % of total no. of shares of the company, assuming full conversion of warrants	
Held by promoter/promoter group	0	0	0	0
Held by public	0	0	0	0
Total	0	0	0	0
Total paid-up capital of the company, assuming full conversion of warrants and convertible securities				


12262185

& Crop P



Statement Showing Shareholding Pattern

Category of Shareholder	Category of Shareholder	Number of Shareholders	Table (I)(a)			Total shareholding as a percentage of total number of shares		Shares Pledged or otherwise encumbered
			Total number of shares	Number of shares held in dematerialized form	As a percentage of (A+B) ¹	As a percentage of (A+B+C)	Number of shares	As a percentage (IX) = (VIII)/(IV)*100
(I)	(II)	(III)	(IV)	(V)	(VI)	(VII)	(VIII)	(IX)
(A)	Shareholding of Promoter and Promoter Group ²							
1	Indian							
(a)	Individuals/ Hindu Undivided Family							
(b)	Central Government/ State Government(s)	11	1041572	1041572	8.49	8.49	150000	14.40
(c)	Bodies Corporate	0	0	0	0.00	0.00	0	0.00
(d)	Financial Institutions/ Banks	2	4602295	4602295	37.53	37.53	0	0.00
(e)	Any Others (Specify)	0	0	0	0.00	0.00	0	0.00
(e-i)		0	0	0	0.00	0.00	0	0.00
(e-ii)					0.00	0.00		0.00
Sub Total(A)(1)		13	5643867	5643867	46.03	46.03	150000	2.66
2	Foreign							
a	Individuals (Non-Residents Individuals/ Foreign Individuals)							
b	Bodies Corporate	0	0	0	0.00	0.00	0	0.00
c	Institutions	0	0	0	0.00	0.00	0	0.00
d	Qualified Foreign Investor	0	0	0	0.00	0.00	0	0.00
e	Any Others (Specify)	0	0	0	0.00	0.00	0	0.00
e-i					0.00	0.00		0.00
e-ii								
Sub Total(A)(2)		0	0	0	0.00	0.00	0	0.00
Total Shareholding of Promoter and Promoter Group		13	5643867	5643867	46.03	46.03	150000	2.66
(B)	Public shareholding							



(I)(b) Statement showing holding of securities (including shares, warrants, convertible securities) of persons belonging to the category "Promoter and Promoter Group"

Sr.	Name of the shareholder	Details of Shares held		Encumbered shares (*)			Details of warrants		Details of convertible securities		Total shares (including underlying shares assuming full conversion of warrants and convertible securities as a % of diluted share capital)	
		Number of shares held	As a % of grand total (A)+(B)+(C)	No.	As a percentage (V)=(V)/(iii)*100	As a % of grand total (A)+(B)+(C) of sub-clause (I)(a)	Number of warrants held	As a % of total number of warrants of the same class	Number of convertible securities held	As a % of total number of convertible securities of the same class		
No.												
(i)	(ii)	(iii)	(iv)	(v)	(V)=(V)/(iii)*100	(vi)	(vii)	(viii)	(ix)	(x)	(xi)	(xii)
1	EXCEL INDUSTRIES LIMITED	584977	4.77	0	0.00		0.00	0	0	0	0	4.77
2	RUPAM SHAIL SHROFF/SHAIL SHASHIKUMAR SHROFF	183191	1.49	0	0.00		0.00	0	0	0	0	1.49
3	RUPAM SHAIL SHROFF	100	0.00	0	0.00		0.00	0	0	0	0	0.00
4	HEM-SIL TRADING & MFG. PVT. LTD.	4017318	32.76	0	0.00		0.00	0	0	0	0	32.76
5	HEMAL RAJU SHETE/ RAJU RADHAKRISHNA SHETE	63750	0.52	0	0.00		0.00	0	0	0	0	0.52
6	ISHIKA SHAIL SHROFF	27894	0.23	0	0.00		0.00	0	0	0	0	0.23
7	MALVIKA SHAIL SHROFF	35340	0.29	0	0.00		0.00	0	0	0	0	0.29
8	SAIL SHASHIKUMAR SHROFF (HUF)	77652	0.63	0	0.00		0.00	0	0	0	0	0.63
9	SHAILA SHASHIKUMAR SHROFF/HEMAL RAJU SHETE	149062	1.22	0	0.00		0.00	0	0	0	0	1.22
10	SHAILA SHASHIKUMAR SHROFF/RUPAM SHAIL SHROFF	124002	1.01	0	0.00		0.00	0	0	0	0	1.01
11	SHAIL SHASHIKUMAR SHROFF	172125	1.40	150000	87.15		1.22	0	0	0	0	1.40
12	SHAIL SHASHIKUMAR SHROFF/SHAILA SHASHIKUMAR SHROFF	167956	1.37	0	0.00		0.00	0	0	0	0	1.37
13	SHAIL SHASHIKUMAR SHROFF/RUPAM SHAIL SHROFF	40500	0.33	0	0.00		0.00	0	0	0	0	0.33
TOTAL		5643867	46.03	150000	2.66		1.22	0	0	0	0	46.03

(*) The term "encumbrance" has the same meaning as assigned to it in regulation 28(2) of the SECT Rules, 2003.

(*) The term "encumbrance" has the same meaning as assigned to it in regulation 28(3) of the SAST Regulations, 2011



(D)(c)(i) Statement showing holding of securities (including shares, warrants, convertible securities) of persons belonging to the category "Public" and holding more than 1% of the total number of shares

Sr. No.	Name of the shareholder	Number of shares held	Shares as a percentage of total number of shares {i.e., Grand Total (A)+(B)+(C) indicated in Statement at para (1)(a) above}	Details of warrants		Details of convertible securities		Total shares (including underlying shares assuming full conversion of warrants and convertible securities) as a % of diluted share capital
				Number of warrants held	As a % of total number of warrants of the same class	Number of convertible securities held	% w.r.t total number of convertible securities of the same class	
1	GOWAL CONSULTING SERVICES PRIVATE LIMITED	3000000	24.47	0	0	0	0	24.47
2	GENERAL INSURANCE CORPORATION OF INDIA	265959	2.17	0	0	0	0	2.17
3	UNITED INDIA INSURANCE COMPANY LIMITED	142939	1.17	0	0	0	0	1.17
TOTAL		3408898	27.80	0	0	0	0	27.80




(I)(c)(ii) Statement showing holding of securities (including shares, warrants, convertible securities) of persons (together with PAC) belonging to the category "Public" and holding more than 5% of the total number of shares of the company

Sr. No.	Name(s) of the shareholder(s) and the Persons Acting in Concert (PAC) with them	Number of shares	Shares as a percentage of total number of shares {i.e., Grand Total (A)+(B)+(C) indicated in Statement at para (I)(a) above}	Details of warrants			Details of convertible securities			Total shares (including underlying shares assuming full conversion of warrants and convertible securities) as a % of diluted share capital
				Number of warrants	As a % total number of warrants of the same class	Number of convertible securities held	% w.r.t total number of convertible securities of the same class			
1	Gowal Consulting Services Pvt. Ltd	3000000	24.47	0	0	0	0	0	24.47	
2										



(I)(d) Statement showing details of locked-in shares

Sr. No.	Name of the shareholder	Number of locked-in shares	Locked-in shares as a percentage of total number of shares {i.e., Grand Total (A)+(B)+(C) indicated in Statement at para (I)(a) above}
1	HEM-SIL TRADING & MFG. PVT. LTD.	17324	0.14
TOTAL		17324	0.14



(II)(a) Statement showing details of Depository Receipts (DRs)

Sr. No.	Type of outstanding DR (ADRs, GDRs, SDRs, etc.)	Number of outstanding DRs	Number of shares underlying outstanding DRs	Shares underlying outstanding DRs as a percentage of total number of shares {i.e., Grand Total (A)+(B)+(C) indicated in Statement at para (I)(a) above}
1				
2				
3				
4	NOT APPLICABLE			
5				
6				
7				
8				
9				
TOTAL				



(II)(b) Statement showing holding of Depository Receipts (DRs), where underlying shares held by "promoter/promoter group" are in excess of 1% of the total number of shares

Sr. No.	Name of the DR Holder	Type of outstanding DR (ADRs, GDRs, SDRs, etc.)	Number of shares underlying outstanding DRs	Shares underlying outstanding DRs as a percentage of total number of shares {i.e., Grand Total (A)+(B)+(C) indicated in Statement at para (I)(a) above}
1				
2				
3				
4				
5				
6				
7				
8				
9				
TOTAL				

